

Campaña My Health Can't Wait

<https://www.jnjmedicaldevices.com/es-419/my-health-cant-wait> y <https://www.jnjmedicaldevices.com/pt-br/my-health-cant-wait>

Tipo de usuario ▾

País: Chile (1) ▾

Agrupación de canales ... ▾

Device ▾

Usuarios

5.839

Sesiones

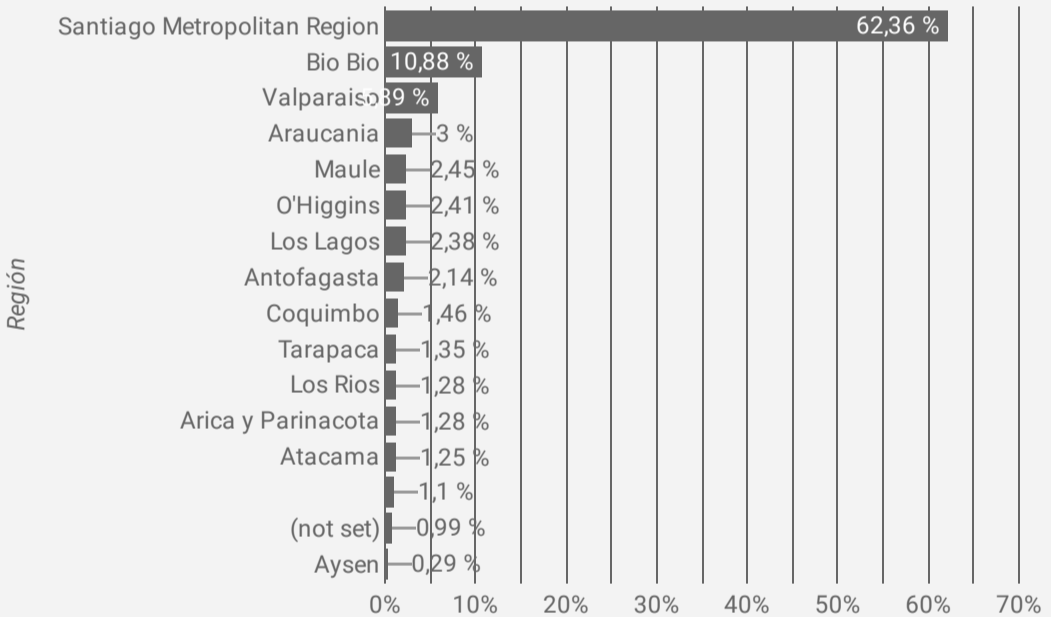
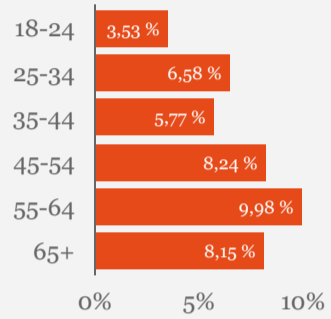
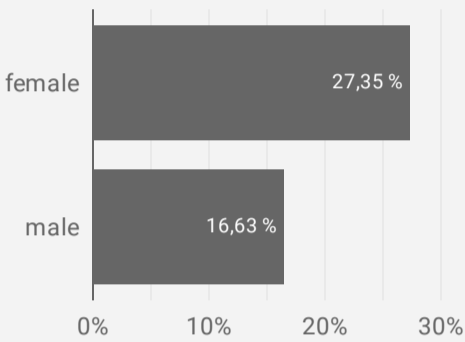
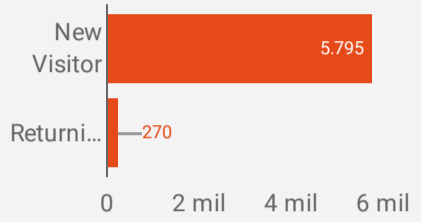
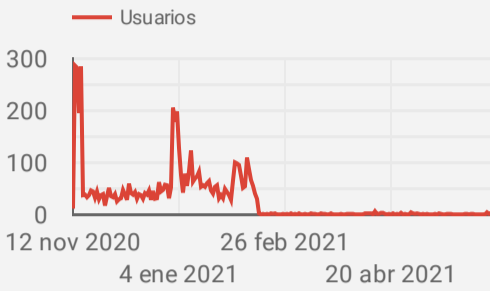
6.085

Porcentaje de rebote

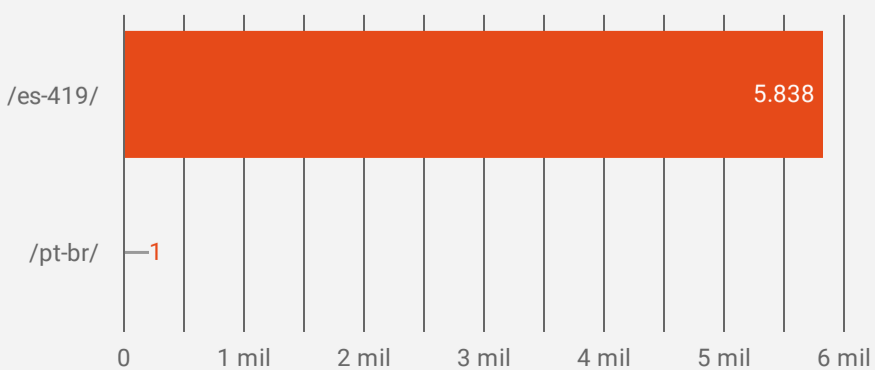
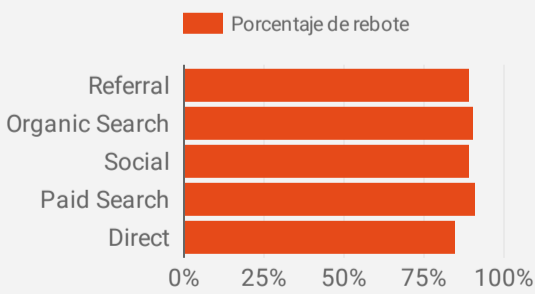
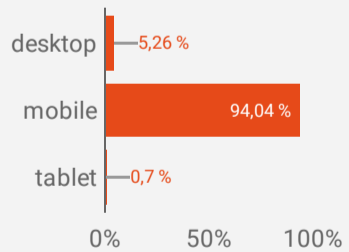
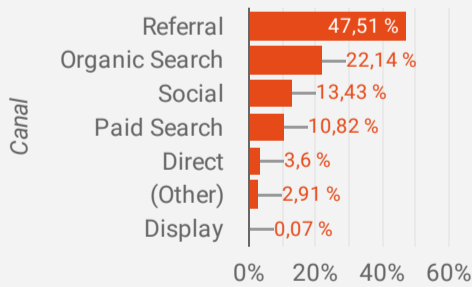
89,78 %

Promedio de tiempo en la página

00:01:22



*La barra sin descripción son datos unknown, esto quiere decir que GA no tiene la información de donde provienen los usuarios.



Resultados Argentina por medio



LinkedIn

Total spent
\$796,39

Clicks
432

CPC
\$2,32

CTR
0,72 %



Google

Total spent
\$739,32

Clis
14.437

CPC medio
\$0,05

CTR
2,27 %



Facebook

Total Spent
\$64,70

Record Count
168

CPC
\$0,02

CTR
2,46

Resultados Chile por medio



LinkedIn

Total spent
\$798,18

Clicks
408

CPC
\$11,96

CTR
0,45 %



Google

Coste
\$734,68

Clis
4.738

CPC medio
\$0,16

CTR
1,54 %



Facebook

Total Spent
\$111,37

Record Count
28

CPC
\$0,04

CTR
0,62

Resultados Colombia por medio



LinkedIn

Total spent
\$335,46

Clicks
142

CPC
\$3,27

CTR
0,68 %



Google

Coste
\$531,15

Clis
2.527

CPC medio
\$0,21

CTR
1,30 %



Facebook

Total Spent
\$402,62

Record Count
56

CPC
\$0,01

CTR
4,88

Resultados México por medio



LinkedIn

Total spent
\$799,72

Clicks
479

CPC
\$1,78

CTR
1,76 %



Google

Coste
\$922,78

Clis
6.958

CPC medio
\$0,13

CTR
1,01 %



Facebook

Total Spent
\$183,03

Record Count
28

CPC
\$0,02

CTR
0,34